

PROFILE OF MILITARY FAMILIES IN CANADA HIGHLIGHTS



2017
REGULAR FORCE DEMOGRAPHICS

2017



PROFILE OF MILITARY FAMILIES POSTED IN CANADA

63,269

Regular Force personnel

34,906

Spouses

57,639

Children

44% of all RegF posted in Canada are single



number of other declared dependants (like dependent parents, siblings, etc.)
1,734

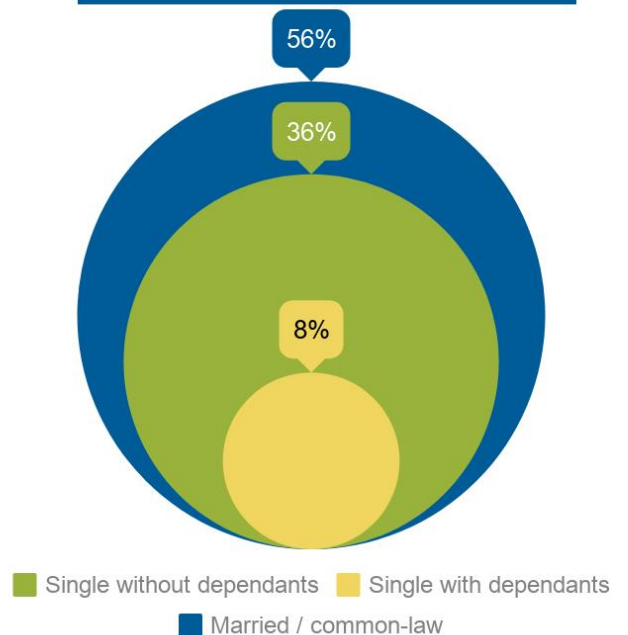


of all RegF posted in Canada
47% have children



14% are single parents
of all RegF in Canada who have children

MARITAL STATUS

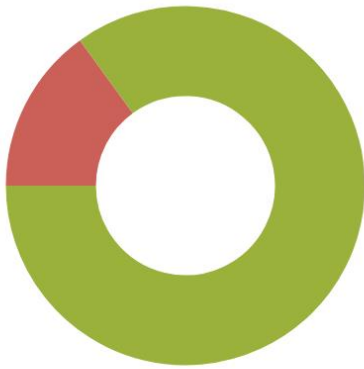


GENDER

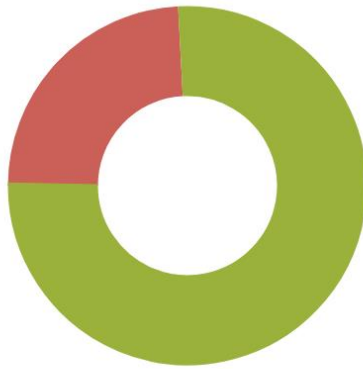


"From this initial demographics report, it is clear that female RegF personnel have greater caregiver responsibilities than their male counterparts. A higher proportion of female RegF members are single parents, caring for a disabled child or caring for an elderly parent compared to the total RegF proportional female to male ratio (15%:85%)."

- Profile of Military Families in Canada: 2017 Regular Force Demographics



Female (15%) Male (85%)
RegF by Gender



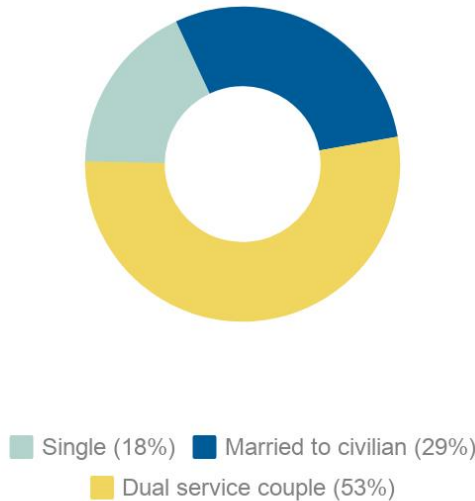
Female (24%) Male (76%)
Single Parents by Gender



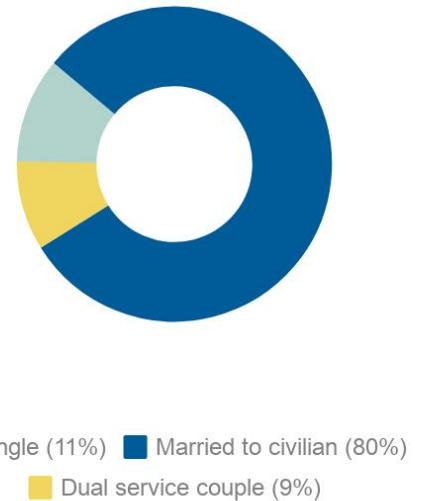
Female (28%) Male (72%)
Disabled Child by Gender

"Female RegF members are much more likely to be in a legal relationship with another CAF personnel than their male counterparts. For more than half of all female RegF members, their family context is much more immersed in the military culture and reality, which may impact their eventual transition to veteran status as a civilian, given neither partner may have spent much time in the "civilian" culture."

- Profile of Military Families in Canada: 2017 Regular Force Demographics



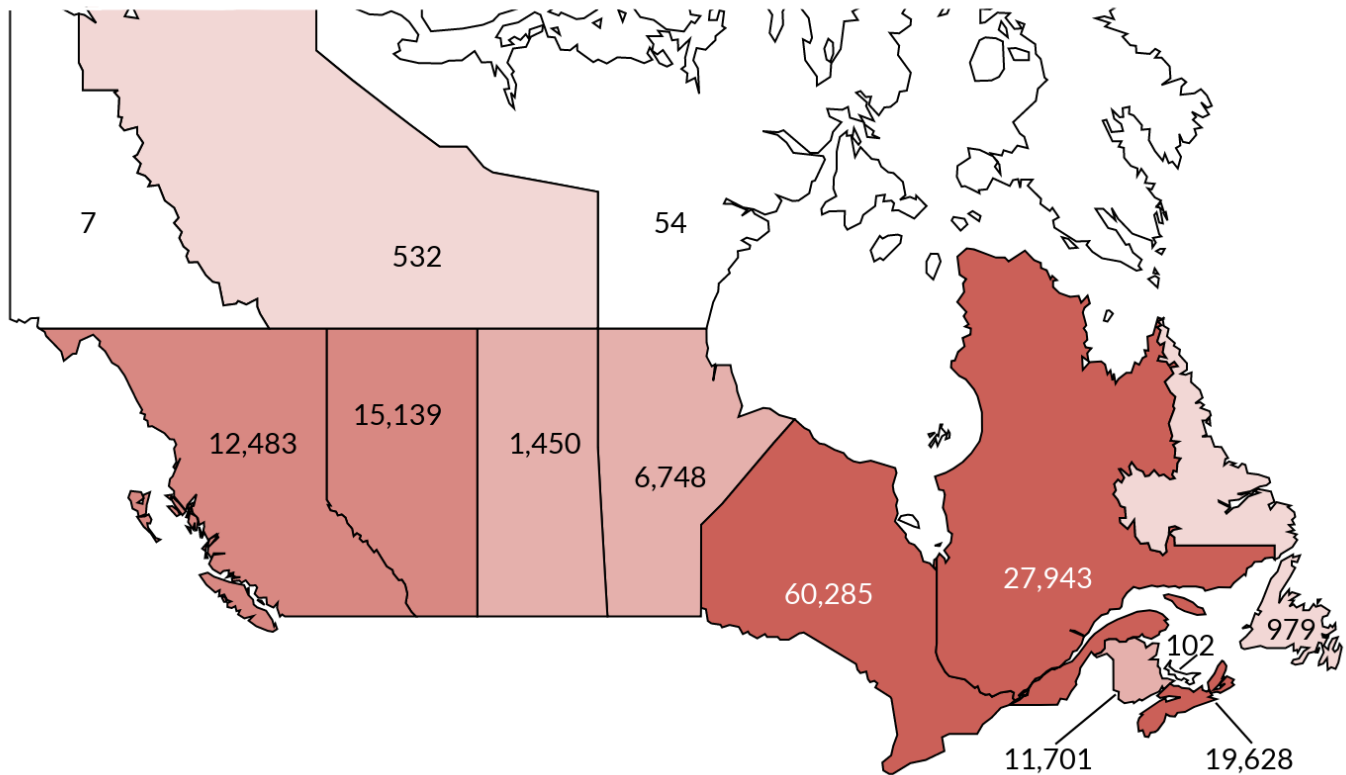
Female RegF with Dependents by Marital Status



Male RegF with Dependents by Marital Status

LOCATION

Of RegF personnel and their families posted in Canada, almost 40% live in Ontario.



Nova Scotia has the highest percentage of military family members at 2% of the total provincial population.


One-third of all RegF personnel posted in Canada and their families live near CFSU Ottawa, CFB Halifax and 2 CDSB Valcartier.

MOST POPULATED BASES

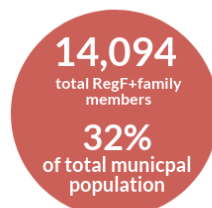
CFSU Ottawa



CFB Halifax



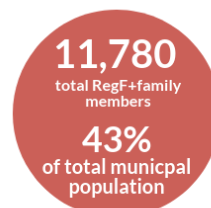
2 CDSB Valcartier



4 CDSB Petawawa



5 CDSB Gagetown



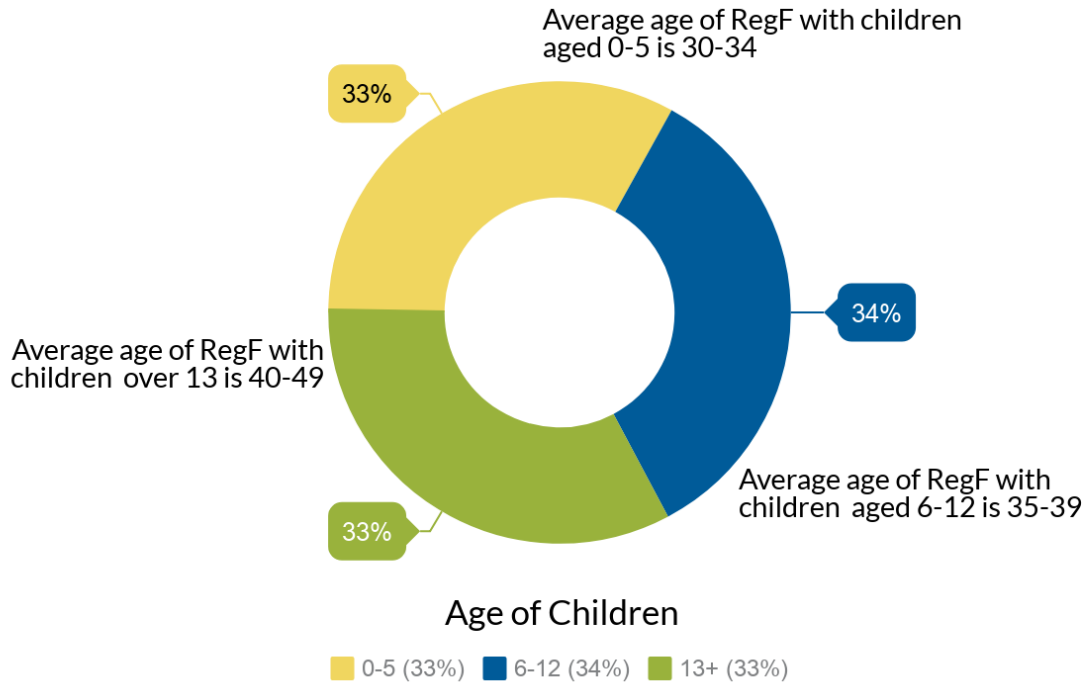
"Family services should be focused according to military population size but in relation to the availability of civilian services, while also recognizing the requirement to provide more services in areas that are not well served by existing civilian services."

- Profile of Military Families in Canada: 2017 Regular Force Demographics

54%

of RegF in Canada are under the age of 35 or have served 10 years or less

AGE



42%

of all spouses are under the age of 34

MERGING DEMOGRAPHICS AND RESEARCH

CAF members aged 30-34 have the most 0-5 year olds. Deployments / repeated op-tempo related absences can affect this age group significantly (e.g. emergency child care requirements, attachment). Therefore, efforts should be considered to reduce the number of absences required by CAF members with children under the age of 5.

CAF members aged 40-44 have the most adolescents. When relocating, adolescents struggle more socially and academically. Therefore, efforts should be considered to reduce the number of relocations required by CAF members with children over the age of 13.

FAMILY PERSONA DEMOGRAPHICS

"Despite the fact that most of the existing research and demographics focus on the military family as a single entity (e.g. examined as a common unit), families are not a single distinct entity. Military families come in all different sizes and shapes, each with different needs and strengths. Different supports will be required by each of these different family types or "personas"."

- Profile of Military Families in Canada: 2017 Regular Force Demographics

36%

of all RegF in Canada are single without dependants

Single Member
and Parents

Age: <25 (38%)
YOS*: <10 (59%)
Gender: Male (86%)

22%

of all RegF in Canada have a child under 5 yrs

Age: 30-34 (35%)
YOS: 6-10 (33%)
Gender: Male (85%)

Marital Status: Married / Common-Law (91%)

New Families
with Children
Under 5

21%

of all RegF in Canada have a child aged 6-12 yrs

Middle
Families with
Children 6-12

Age: 35-39 (33%)
YOS: 11-15 (30%)
Gender: Male (85%)
Marital Status: Married / Common-Law (86%)

18%

of all RegF in Canada have a child aged 13-25 yrs

Age: 45-49 (29%)
YOS: 26-30 (25%)
Gender: Male (84%)

Marital Status: Married / Common-Law (85%)

Mature
Families with
Youth

*YOS = Years of Service

"It is recognized that the breakdown of family "personas" by age of children (0-5; 6-12; 13-25) does not reflect those families who have children in multiple age groups. These age groupings were chosen specifically to better highlight major issues that arise within the various age groups (e.g. child care; school transitions - elementary, secondary, post-secondary; major developmental stages - transitions to adolescence, young adulthood, etc.). Given high school graduation requirements and post-secondary education entrance are major challenges when families are required to relocate to a new province, the mature family with youth "persona" includes both high school and post-secondary age groups (13-18 and 19-25)."

- Profile of Military Families in Canada: 2017 Regular Force Demographics

FAMILY PERSONA DEMOGRAPHICS

Some families have unique characteristics that may require additional supports. Limited demographic data are currently available for some of these unique characteristics. Conditional demographic profiles are presented for families with special needs children, caring for elderly parents, single parents and dual service couples. Other family personas that require additional research include couples without children, empty nesters, families transitioning to Veteran status, same sex couples and families in breakdown. Refer to source report for limitations and guidelines for interpretation of demographic data.

- Profile of Military Families in Canada: 2017 Regular Force Demographics

"A higher proportion of female RegF members posted in Canada are single parents (24% of all single parents are female and 76% are male which, as a proportion of the overall 15%-85% ratio of female-to-male RegF personnel, is significantly higher. Of all RegF personnel caring for a disabled child, 28% are female, which is almost double the overall female-to-male ratio of the RegF. Those who declared a dependent elderly parent, 24% are female RegF personnel, again much higher than the overall 15%-85% female-to-male ratio of the RegF."

- Profile of Military Families in Canada: 2017 Regular Force Demographics

10%

of all RegF in Canada are married/common-law to another CAF member

Dual Service
Couples

Age: 35-39 (24%)
YOS: 11-15 (25%)
Gender: Female (52%)
Partner: RegF (94%)
Child: 0-5 yrs (36%)

14%

of all RegF with children are single parents

Age: 35-39 (22%)
YOS: 6-10 (25%)
Gender: Male (76%)
Child: 6-12 yrs (38%)
Marital Status: Single (42%) / Separated (38%)

Single Parents

8%

of all RegF in Canada have a child with special needs**

Special Needs
Children

Age: 40-44 (24%)
YOS: 16-20 (27%)
Gender: Male (72%)
Marital Status: Married / Common-Law (82%)

10%

of all RegF in Canada are caring for an elderly parent**

Age: <30 (23%)
YOS: <5 (23%)
Gender: Male (76%)
Marital Status: Married / Common-Law (63%)

Elder Care

** estimates only based on multiple research studies - see source report for details

2017

PROFILE OF MILITARY FAMILIES IN CANADA - HIGHLIGHTS

REGULAR FORCE DEMOGRAPHICS
www.cfmws.com/cmfp

"This report is intended to serve as a reference tool for professionals who develop policy or deliver programs and services to military members and their families. It is recommended that these demographics be compiled annually to ensure that existing programs and services are matching the family demographics."

- *Profile of Military Families in Canada: 2017 Regular Force Demographics*

